



## BRIEF INTRODUCTION

Since the establishment in 2008, Noitavonne has grown into a leading professional manufacturer with an extensive range of indoor and outdoor appliances in China and USA, providing products and service all over the world. With a factory covering 200,000 square meters and annual production capacity up to 6 million units, Chinabest supply products ranging from indoor to outdoor, including range hood, oven, gas hob, electric hob, gas water heater, and camping products. Moreover, a team of 155 engineers holding more than 1,000 patents and 120 QC members has earned reputation among our customers. We always insist on growing along with our customers on the basis of mutual benefit and equality. If you want to know how we can meet your expectation, please contact us now!



MARKETING NETWORK

- ★ Noitavonne
- Countries & Areas with Exported Products





# INDEX

## Portable Gas Water Heater (P03-10)



PWH01



PWH03



PWH03D



PWH10L

## Portable Camp Stove & Oven (P13-16)



CS-01



CS-02



CS-04



CSG01



Portable Gas Oven  
CO01; CO02/P17-18



Portable Gas Pizza Oven  
PB01/P19-20



Portable Gas Pizza Oven  
CO03/P21-22



Portable  
Multi-function Barbeque  
CMG01; CMG01L/P23-26

## Pellet Grill (P27-32)



CES21



CES22



CES23

## Outdoor Gas Stove (P33-34)



BG02BM



BG03BSM



BG01B



BG04BMMS



Enjoy camping life  
Let's go outside  
Go anywhere...do anything  
for all your family fun plans outdoors





# Portable Gas water heater

## WATER HEATING SHOWER OUTDOOR

Delivering instant hot water anytime, anywhere,  
gives you more time to enjoy the outdoors.  
Adjustable flame for your desired temperature.  
Portable, compact design with carry handle  
In 5 seconds, you have hot water for washing ,cleaning ,etc  
Type of gas: Propane or LPG  
Safe to your life: tilt switch, overheat controlling device.  
Flame supervision device will ensure the safety.  
Color is as your imagination

- 

GAS  
REGULATOR
- 

WATER HOSE AND  
SUBMERSIBLE  
PUMP
- 

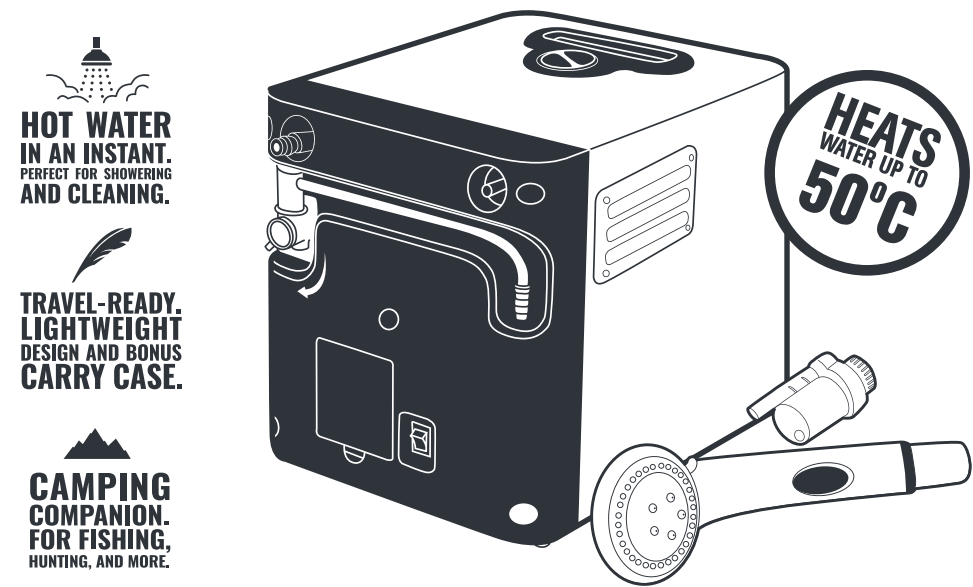
12V DC LEAD  
AND CIGARETTE  
CONNECTION
- 

WATER OUTLET  
ADJUSTMENT
- 

SILICONE HOSES  
WITH QUICK CONNECT  
FITTINGS
- 

SHOWER HEAD  
WITH 3 SPRAY  
PATTERNS
- 

CARRY  
BAG







Picture for CE version

All Patent Rights Reserved By The Manufacturer



UNIQUE FEATURES:

- Water heating, with high efficient shower head in 2.2 L/min output.
- 12V DC longlife brushless high flow submersible pump with vehicle cigarette lighter fitting
- ON/OFF switch shower head, and water pipe with quick connector.
- Extra side duct shields for windproof protection(CE version)
- Visible view on the combustion status
- Individual tap for easy water collection
- 25K water temperature rise above source water

INCLUDED ACCESSORIES:



Water hose & pump      12V DC lead cigarette connector      Shower head and hose assembly      Carry bag

OPTIONAL ACCESSORIES:



Regulator      Regulator

Nominal heat input / Gas consumption	Weight		Body Size & Packing		Qty:20' / 40' / 40HQ(pcs)
	N.W	G.W	Body Size	Packing	
5.0 kW	6.0kg	9.6kg	250x350x300mm	430x405x345mm	482 / 970 / 1130
357g/h	13.2 lbs	21.2 lbs	9.8x13.8x11.8 inch	17x15.9x13.6 inch	





UNIQUE FEATURES:

- Water heating, with high efficient shower head in 2.2 L/min output.
- 12V DC longlife brushless high flow submersible pump with vehicle cigarette lighter fitting
- ON/OFF switch shower head, and water pipe with quick connector
- Fuse protection
- Individual tap for easy water collection
- Digital control panel for power and pump control, and with indicator of Ignition, safety cutout and outlet temperature
- 25K water temperature rise above source water

INCLUDED ACCESSORIES:



Water hose & pump



12V DC lead cigarette connector



Shower head and hose assembly



Carry bag



Regulator

OPTIONAL ACCESSORIES:



Regulator

Nominal heat input	Weight		Body Size & Packing		Qty:20' /40' /40HQ(pcs)
	N.W	G.W	Body Size	Packing	
5.7 kW	6.0kg	9.6kg	250x350x300mm	430x400x340mm	482 /970 / 1130
20.68 MJ	13.2 lbs	21.2 lbs	9.8x13.8x11.8 inch	17x15.7x13.4 inch	





UNIQUE FEATURES:

- Stylish design with stainless steel and plastic body
- Handle for easy carry up
- Water heating , with high efficient shower head in 2.2 L/min output.
- 12V DC longlife brushless high flow submersible pump with vehicle cigarette lighter fitting
- ON/OFF switch shower head, and water pipe with quick connector
- Fuse protection
- Built-in chargeable lithium power battery
- Digital control panel for Power, Pump control , with indicator of Ignition, Safety cutout, Outlet selection, Inlet and Outlet temperature, also the Battery charging status
- 25K water temperature rise above source water

INCLUDED ACCESSORIES:



Water hose & pump



12V DC lead cigarette connector



120/220VAC - 12VDC charge adapter



Shower head and hose assembly



Carry bag



Regulator

OPTIONAL ACCESSORIES:



Regulator

Nominal heat input	Weight		Body Size & Packing		Qty:20' / 40' / 40HQ(pcs)
	N.W	G.W	Body Size	Packing	
5.3 kW	8.0kg	12.5kg	262x343x424mm	460x360x395mm	470 / 975 / 1050
18000 BTU	17.6 lbs	27.5 lbs	10.3x13.5x16.7 inch	18.1x14.1x15.5 inch	



Portable camp stove & oven

Unique feature for AGA requirement  
Both top stove and bottom oven adopt  
Flame failure safety device(FFD) - optional



\* All patent rights reserved by the manufacturer



Oven cavity size	Nominal heat input		Weight		Body Size & Packing		Qty:20' /40' /40HQ(pcs)
	Top Burners	Oven Burner	N.W	G.W	Body Size	Packing	
20 L	1.5 / 1.5kW	1.0kW	15 kg	16.5 kg	540x300x460mm	640x408x536mm	212 / 424 / 500
	5.6 / 5.6MJ	3.8 MJ	33 lbs	36.4 lbs	21.3x12x18 inch	25.2x16.1x21 inch	

Portable camp stove & oven

Unique feature for CE requirement  
Double glass door makes it easy  
to hold the heat for baking



\* All patent rights reserved by the manufacturer



Oven cavity size	Heat input / Gas consumption		Weight		Body Size & Packing		Qty:20' /40' /40HQ(pcs)
	Top Burners	Oven Burner	N.W	G.W	Body Size	Packing	
20 L	1.6 / 1.6kW	1.1 kW	15.8 kg	17.3 kg	540x300x460mm	640x408x536mm	212 / 424 / 500
	Total: 312 g/h		34.8 lbs	38.1 lbs	21.3x12x18 inch	25.2x16.1x21 inch	



# Portable

## Camp stove & oven



### YOUR CAMPING PARTNER STOVE AND OVEN COMBO

Stove and oven combo make the perfect camping companion  
Piezoelectric ignition  
Firm metal construction  
Non-stick enamel cooking surface  
Oven thermometer for your ideal cooking  
Folding lid and carrying handles for easy portability  
Bottom oven adopt flame failure safety device(FFD)  
Color is as your imagination



\* All Patent Rights Reserved By The Manufacturer



Tray



Carry Bag



Regulator assembly



Built-in thermometer



Protruding type handle

AVAILABLE  
accessories



# Portable gas oven

- Portable design
- Piezoelectric ignition
- Built-in oven temperature thermometer
- 3 different height of rack hold position is available, and highest available space is 145mm (5.7inch)



CO01



CO02



Oven cavity size	Heat input / Gas consumption	Heat Input temperature	Weight		Body Size & Packing		Qty:20' / 40' / 40HQ(pcs)
			N.W	G.W	Body Size	Packing	
20L	1.2 kW / 85 g/h	300°C	7.9 kg	9.0 kg	539x337x280mm	623x403x363mm	320 / 650 / 750
	3.8 MJ	500°F	17.4 lbs	19.8 lbs	21.2x13.3x11 inch	24.5x15.9x14.3 inch	



Portable camp stove & oven  
Protruding type handle is optional



\* All patent rights reserved by the manufacturer

Oven cavity size	Nominal heat input		Weight		Body Size & Packing		Qty:20' / 40' / 40HQ(pcs)
	Top Burners	Oven Burner	N.W	G.W	Body Size	Packing	
20 L	1.5 / 1.5kW	1.2kW	15 kg	16.5 kg	540x300x460mm	640x408x536mm	212 / 424 / 500
	5200 / 5200TU	4000 BTU	33 lbs	36.4 lbs	21.3x12x18 inch	25.2x16.1x21 inch	

Portable camp stove oven & grill combo  
Burner /grill and oven combo making compact design  
Perfect for camps, cabins and RVs  
Piezoelectric ignition  
Non-stick enamel cooking surface  
Built-in oven thermometer  
2 Oven racks  
Protruding type handle for easy carry  
Aluminum griddle with non-stick coating



\* All patent rights reserved by the manufacturer

Oven cavity size	Nominal heat input			Weight		Body Size & Packing		Qty:20' / 40' / 40HQ(pcs)
	Top Burners	Oven Burner	Grill	N.W	G.W	Body Size	Packing	
20 L	1.6kW	1.0kW	2.1kW	16 kg	17.5 kg	600x310x510mm	635x415x595mm	186 / 375 / 425
	5400TU	3410 BTU	7100 BTU	35.3 lbs	38.6 lbs	23.6x12.2x20 inch	25x16.3x23.4 inch	



# Portable Gas pizza oven

## PB01

Portable design  
Cordierite pizza stone, FDA approved  
Mechanical thermometer  
"I" shape S.S burner  
Piezoelectric ignition  
Flame out protection device



Max pizza size	Heat input / Gas consumption	Highest Pizza stone temperature	Weight		Body Size & Packing		Qty:20' /40' /40HQ(pcs)
			N.W	G.W	Body Size	Packing	
12"	CE	4.8 kW	18.5 kg	20.5 kg	660x524x400mm	760x488x460mm	180 / 360 / 408
		350 g/h	40.8 lbs	45.2 lbs	26.0x20.6x15.7 inch	29.9x19.2x18.1 inch	





# Portable Gas pizza oven

CO03

Double wall construction, remain the heat for even and efficient cooking  
High-temperature paint stands 600°C/1112°F  
Built-in thermometer monitor the temperature in the oven  
Ventilated door preheats the stone faster and evenly  
Special designed handle with heat shield, free from heat  
Piezo-electrical ignition and adjustable heat control  
Removable cordierite pizza stone fits maximum 12" pizza  
Reach over 450°C/842°F in 20 min preheat  
Cook the pizza within 3 minutes



Max pizza size	Heat input / Gas consumption		Highest Pizza stone temperature	Weight		Body Size & Packing		Qty: 20' / 40' / 40HQ(pcs)
				N.W	G.W	Body Size	Packing	
12"	EU	3.5 kW	450°C	10.5 kg	13.9 kg	746x435x290mm	665x505x350mm	305 / 550 / 612
		255 g/h						
	AU	12.6 MJ	842°F	23.1 lbs	30.5 lbs	29.3x17.1x11.4 inch	26.2x19.9x13.8 inch	







# PORTABLE MULTI-FUNCTION BARBEQUE



CMG01



CMG01L

OPTIONAL COLOR FOR  
HANDLE AND LEGS



## Features

- Automatic piezo ignition
- Stainless steel round burner
- High temperature painting hood and body
- Enamel steel griddle
- Enamel inner chassis
- Smoke cup
- Carry bag

## Optional accessories:

- Aluminum griddle ( Naturally ceramic nonstick coating is optional)
- Cordierite pizza stone
- Regulator
- Legs for free-standing version (For CMG01)
- Spice tray for free-standing version (For CMG01)
- Chrome plated wire grid (For CMG01)

Model	Leg package	Grill area	Gas type	Nominal heat input	Weight (kg)		Body size & packing (mm)		Qty: 20'/40'/40HQ(pcs)
				Gas consumption	N.W.	G.W	Body size	Packing	
CMG01	Not included	254inch <sup>2</sup>	I3+, I3B/P (Butane, Propane, LPG)	4.0 kW(13,700BTU)	10.5	13	470x470x430	555x520x364	264/552/644
CMG01L	Included			290g/h	12	14.5	620x590x980		

# Why BEST CHEF ?



## Versatility

Boiling,Grilling,Barbequing,Frying,Pizza



## Easy Operation

Easy assemble&Easy ignited by automatic piezo ignition valve



## Cooking methods

Indirect cooking with lid on as oven, with thermometer for temperature reference

Direct cooking with lid hooked at side as windshield



## Double Chassis

Works as drip tray and containing water, which makes the food moist and juicy



## Practical use

Free-standing&portable oven are suitable use at Garden, Terrace, Balcony or Camping



## Smart Bag

Use as carry bag when transport, and Barbecue cover at garden






- 1 Lid with thermometer and handle
- 2 Steel grill plate
- 3 Pan support
- 4 Smoke cup
- 5 Burner
- 6 Automatic piezo ignition
- 7 Spice tray (CMG01L included)
- 8 Carry bag, and Support legs (CMG01L included)

## Optional cooking accessories

Aluminum griddle  
(interchangeable with steel griddle)

Cordierite pizza stone + support

Wire grid + heat deflector



## Cooking versatility:

Standard: Boiling, Grilling/Frying  
Optional: Barbequing, Pizza







## Why select Noitavonne?



**Flavor**  
100% hardwood pellets for best taste



**Versatility**  
Smoking, Roasting, Baking, Braising, Grilling, Barbequing, Searing



**Easy cook**  
Precised temperature digital control, Big hopper capacity for long cooking time, with Easy clean out system



**Grill Capacity**  
Main Grill cooking Area in Maximum utilization



**Durability**  
High quality powder coating, stainless steel front and side shelf for durable use.

## Pellet Grill



CES21



CES22



CES23



Smoking



Roasting



Baking



Braising



Grilling



Barbequing



Searing





CES21

Noitavonne

CES22

Noitavonne



Hopper  
Increases size hopper can extend  
your cooking time



Digital controller  
Precise temperature control with the  
elegant knob. Dual meat probes provides  
the good temperature control for the  
different food cooking.



Bamboo chopping board  
Preparation for food before cooking?  
Just stay close and made it done on the  
bamboo chopping board



LED display, easy visible

#### Features

- Smart Digital Controller, temperature range from 180°F~500°F  
Dual Meat Probes  
120V voltage input, with Power cord hook
- 32lbs big hopper capacity with easy clean out system  
Enamel Cooking grill and warming rack for easy clean  
Slide bamboo chopping board
- Durable powder coating hood, stainless steel front and side shelf  
Four wheels, with locking casters  
Side lift bar  
Big size storage compartment
- Hooks for tools hanging  
Bottle opener

#### Features

- Smart Digital controller temperature from 180°F~500°F  
larger LED display  
Dual Meat Probes  
120V Voltage input, with power cord storage  
20-240VAC to 12VDC adaptor for optional
- 15lbs hopper capacity  
Durable powder coating hood and body.  
Enameled steel cooking grill and two flexible adjustment warming racks  
Foldable legs for easy move and ideally for camping and gardening
- Two side handles for easy move  
Bottle opener





CES23

Noitavonne



LED display,  
easy visible



Upright Standing






Foldable leg

Features

- Smart Digital controller temperature from 180°F~500°F  
larger LED display  
Dual Meat Probes  
12V Voltage input, with power cord storage  
120-240VAC to 12VDC adaptor for optional
- 15lbs hopper capacity  
Durable powder coating hood and body.  
Enameled steel cooking grill and two flexible adjustment warming racks  
Foldable legs for easy move and ideally for camping and gardening
- Two side handles for easy move  
Bottle opener

Comparison Chart

			
Model number	CES21	CES22	CES23
Specification			
Main cooking area(In)	728 sq.in	286 sq .in	286 sq .in
2nd cooking area(In)	357 sq.in	182 sq.in	182 sq.in
Total cooking area(In)	1085 sq.in	468 sq.in	468 sq.in
Hopper capacity	32 lbs	15 lbs	15 lbs
Assembled dims(In)	63.3*25.6*48.3	33*22.1*22.4	36.3*23.3*43.9
Barrel width(In)	20.87	17.7	17.7
Color	Bronze & Black	Bronze & Black	Bronze & Black
Temperature range	180°~500°F	180°~500°F	180°~500°F
Features			
Controller	PID	PID	PID
Display	LED	LED	LED
AC motor	X		
12V DC motor		X	X
120/240AC-12VDC adaptor		Optional	Optional
5 Meters 12VDC cigarette connector		X	X
AC Power cord	X		
Variable speed fan	X	X	X
Smoker mode	X	X	X
Keep warm mode	X	X	X
Sensor	X	X	X
Meat probe	X	X	X
Enameled steel main grill	X		
Enameled steel 2nd grill racks	X		
Enameled steel main grill		X	X
Enameled steel 2nd grill racks		X	X
Tool hooks	X		
Bottle opener	X	X	X
Hopper clean -out	X		
Side shelf	X		
Front shelf	X		
Castors (with or without locker)	4		
Wheels		2	2
Power cord storage	X		
Cutting board	X		
Packing			
Carton dims(In)	56.3L*22.44W* 25.98H	32.48L*20.47W*22.44H	32.48L*20.47W*22.44H +33.66L*21.06W*7.87H
N.W( lbs)	231	77.16	88.18
G.W (lbs )	253	88	110
Loading Qty (1*40GP/40HQ/45HQ)	96/126/146	234/236/268	176/176/200



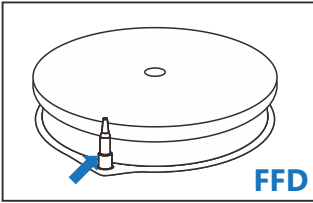
# Outdoor Gas Stove



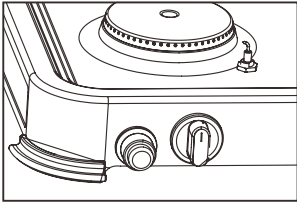
### Features

- Good performance & fully adjustable burners
- Manual Ignition system
- Enameled stove grate and burners for easy clean
- Protection covers for stable standing
- More powerful burner
- Different sizes & power burners combination meets your favorite cooking choice

### Optional Functions:



FLAME FAILURE SAFETY  
DEVICE(FFD) IS OPTIONAL



MANUALLY OPERATED  
PULSE IGNITION IS OPTIONAL



BG02BM

Nominal heat input:  
1.4/1.2kW (Total 8900 BTU)  
Gas consumption:  
102 / 80 g/h  
N.W / G.W:  
2.8 / 3.3 kg(6.2 / 7.3 lbs)  
Body Size:  
580x330x90mm  
(22.8x13x3.6inch)  
  
Packing:  
605x335x100mm  
(23.8x13.2x4 Inch)  
  
Qty20' / 40" / 40HQ(pcs):  
1450 / 2920 / 3450



BG02RM

Nominal heat input:  
2.2/1.2kW (Total 11600BTU)  
Gas consumption:  
160 / 80 g/h  
N.W / G.W:  
2.8 / 3.3 kg(6.2 / 7.3 lbs)  
Body Size:  
580x330x90mm  
(22.8x13x3.6inch)  
  
Packing:  
605x335x100mm  
(23.8x13.2x4 Inch)  
  
Qty20' / 40" / 40HQ(pcs):  
1450 / 2920 / 3450



BG03BSM

Nominal heat input:  
1.4/0.85/1.2kW (Total 12000 BTU)  
Gas consumption:  
102 / 80 / 60 g/h  
N.W / G.W:  
3.0 / 3.5 kg(6.6 / 7.7 lbs)  
Body Size:  
580x330x90mm  
(22.8x13x3.6inch)  
  
Packing:  
605x335x100mm  
(23.8x13.2x4 Inch)  
  
Qty20' / 40" / 40HQ(pcs):  
1450 / 2920 / 3450



BG03RSM

Nominal heat input:  
2.2/0.85/1.2kW (Total 14500 BTU)  
Gas consumption:  
160 / 80 / 60 g/h  
N.W / G.W:  
3.0 / 3.5 kg(6.6 / 7.7 lbs)  
Body Size:  
580x330x90mm  
(22.8x13x3.6inch)  
  
Packing:  
605x335x100mm  
(23.8x13.2x4 Inch)  
  
Qty20' / 40" / 40HQ(pcs):  
1450 / 2920 / 3450



BG01B

Nominal heat input:  
1.4kW (Total 4700 BTU)  
Gas consumption:  
102 g/h  
N.W / G.W:  
0.96 / 1.2 kg(0.43 / 0.54 lbs)  
Body Size:  
280x295x100mm  
(11x11.6x3.9inch)  
  
Packing:  
295x305x110mm  
(11.6x12x4.3inch)  
  
Qty20' / 40" / 40HQ(pcs):  
3200 / 6050 / 7050



BG04BMMS

Nominal heat input:  
1.4/1.2/1.2/0.85kW  
(Total 16000 BTU)  
Gas consumption:  
102 / 80x2 / 60 g/h  
N.W / G.W:  
4.5 / 5.5 kg(9.9 / 12.1 lbs)  
Body Size:  
515x510x95mm  
(20.3x20x3.8inch)  
  
Packing:  
540x535x110mm  
(21.6x20.5x4inch)  
  
Qty20' / 40" / 40HQ(pcs):  
836 / 1748 / 2024



BG04RMMS

Nominal heat input:  
2.2/1.2/1.2/0.85kW  
(Total 18600 BTU)  
Gas consumption:  
160 / 80x2 / 60 g/h  
N.W / G.W:  
4.5 / 5.5 kg(9.9 / 12.1 lbs)  
Body Size:  
515x510x95mm  
(20.3x20x3.8inch)  
  
Packing:  
540x535x110mm  
(21.6x20.5x4inch)  
  
Qty20' / 40" / 40HQ(pcs):  
836 / 1748 / 2024



## Note